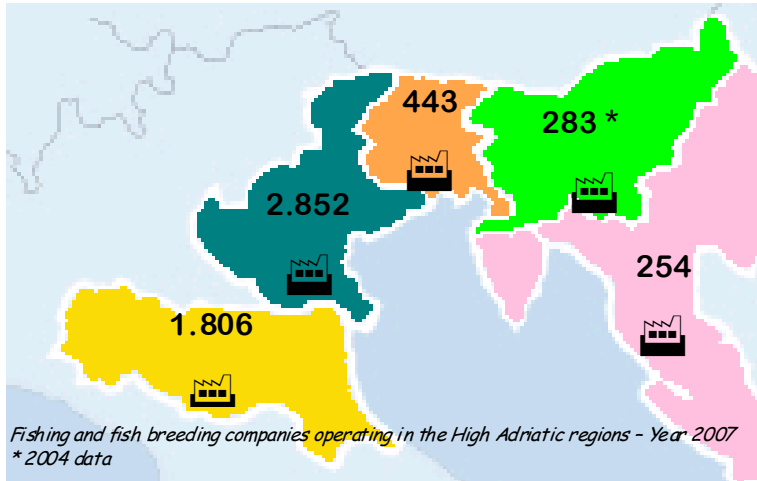


Fishing in figures

n. 23 october/november 2008



FISHING BUSINESSES IN THE HIGH ADRIATIC

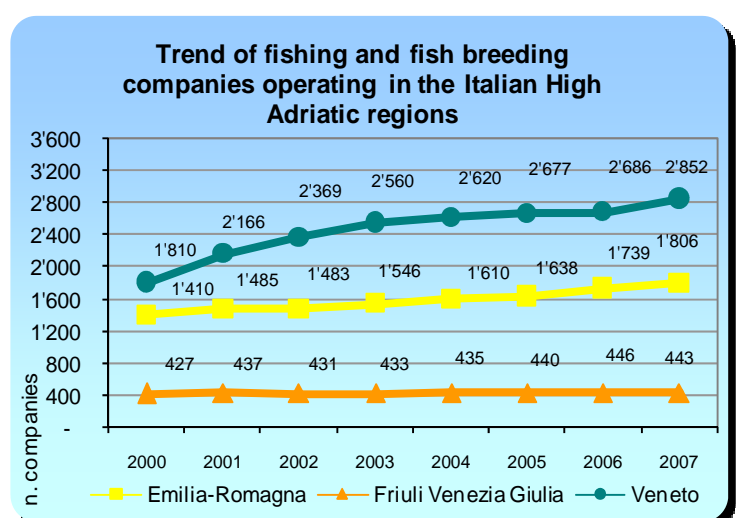
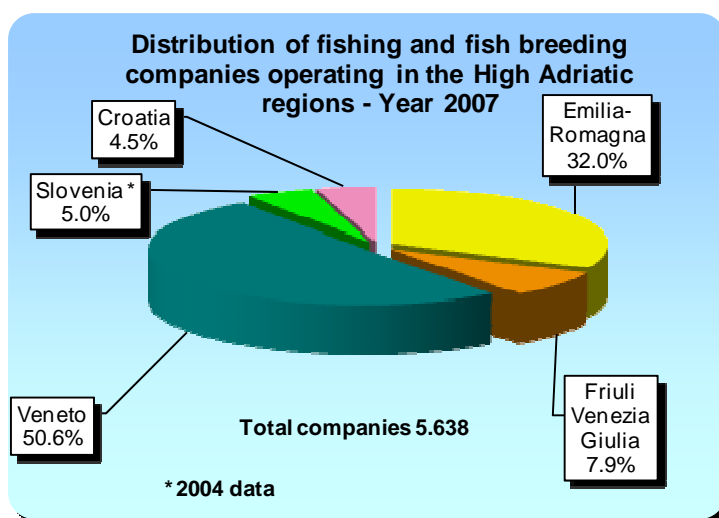


In this issue of our newsletter, we will once again be discussing the production structure of the fishing chain. Besides fishing and aquaculture companies in the true sense of the word, this also comprises processing industries for fish, mussels and shellfish, and wholesale and retail trade companies for fish products. Analysis of the fishing chain mainly involved the Italian regions of the High Adriatic. As we do not possess the same data for Slovenia and Croatia, the size and development of those companies operating in the production sectors of these countries were studied in depth, providing some information about companies working in the fish processing sector. We drew from the following

statistical sources for data processing: the Italian Chamber of Commerce databank for Italy; the National Statistics Institutes for the Balkan regions; and the Ministry of Agriculture, Forestry and Food for Slovenia.

In 2007, the number of companies operating in the fishing and fish breeding sector in the High Adriatic regions was 5,638, although this information dates back to 2004 for Slovenia. Companies from Veneto, in particular, affect the overall figures with 50.6%, followed by those in Emilia-Romagna with 32%. Companies in Friuli cover 7.9%, whilst the remaining share is split between Croatia (4.5%) and Slovenia (5%).

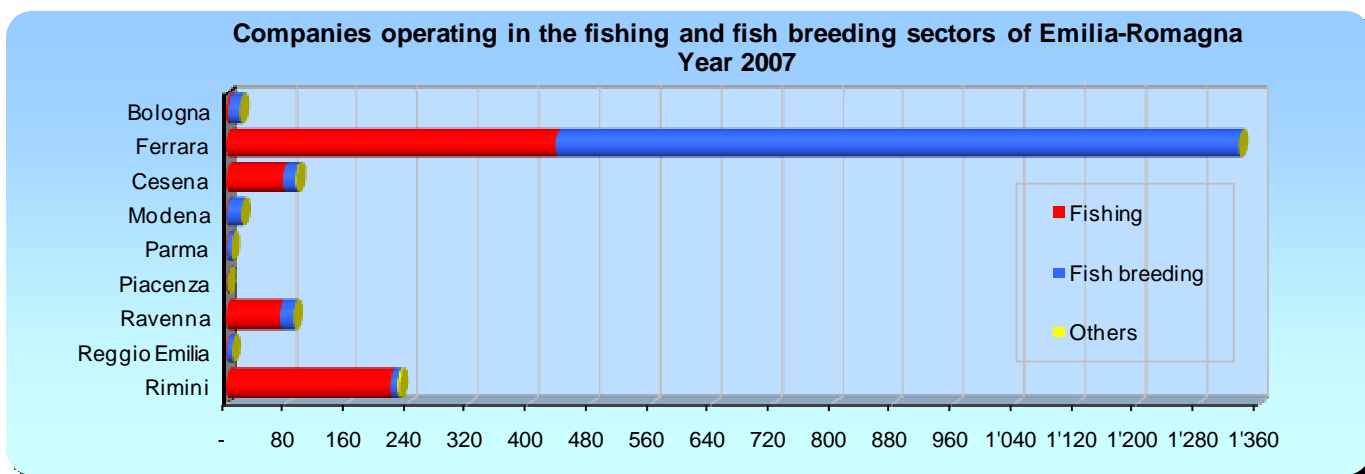
The diagram on the right shows the trend of the past seven years in the three Italian Regions. The trend is increasing for Veneto, particularly, and Emilia-Romagna, although less markedly. The development of fishing companies in Friuli-Venezia-Giulia, on the other hand, is steady.



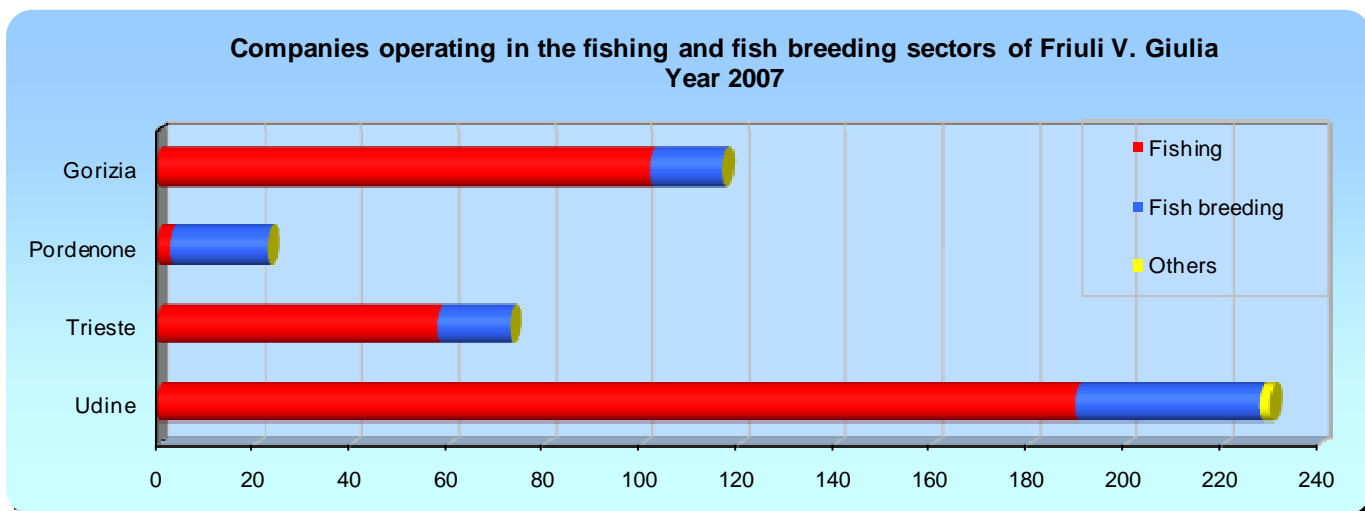
Source: Processed by the Socio-Economic Fishing Observatory for the High Adriatic Sea based on the data provided by Infocamere, Statistical Office and Ministry of Agriculture, Forestry and Food of Slovenia e Central Bureau of Statistics of the Republic of Croatia



In Emilia-Romagna, production units carrying out both fishing and fish breeding rose by 4% as compared with 2006: the number of companies practising aquaculture has increased (83 more compared with the previous year). From the geographical point of view, Ferrara is still the province in which the greatest number of fishing companies is concentrated (1,337). Rimini follows at a distance with 230 companies.



Having dropped by 3 units as compared with 2006, companies in Friuli-Venezia-Giulia are mainly concentrated in the provinces of Udine (230 companies), Gorizia (117) and Trieste (73), prevalently dedicated to fishing.

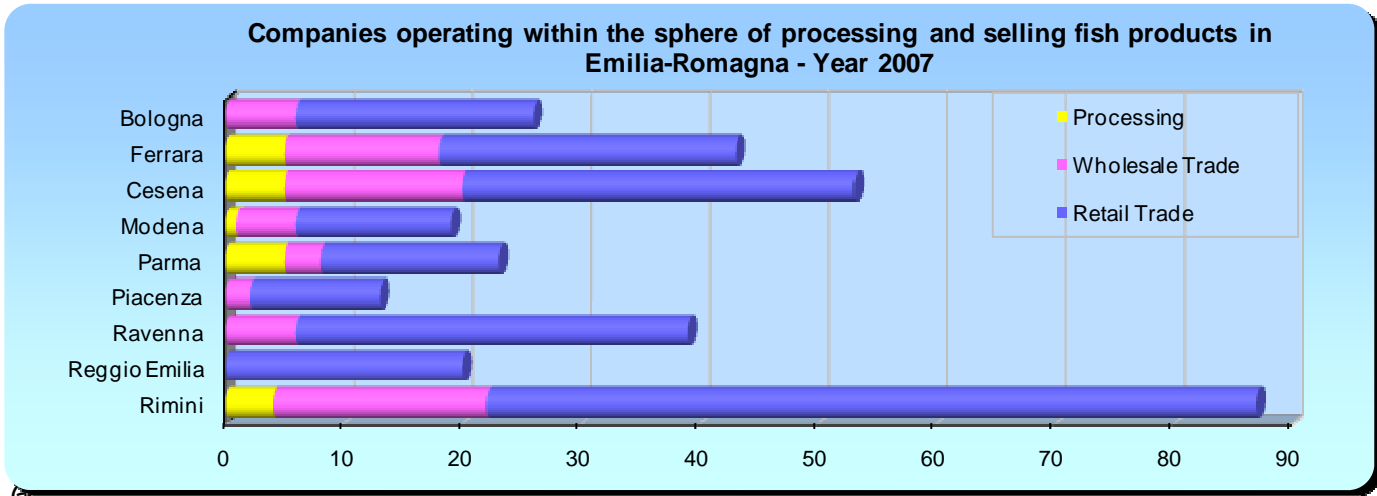


In Veneto, the number of fishing companies has risen by 6% as compared with 2006. Here too there is an increase in fish breeding companies, and a slight drop in those which fish professionally. The strong vocation of the province of Rovigo is clear from the diagram: 1,686 production units and, of these, 1,082 which breed fish. Another province where fishing is important is Venice, with 1,015 seats mainly involved in fishing activities.

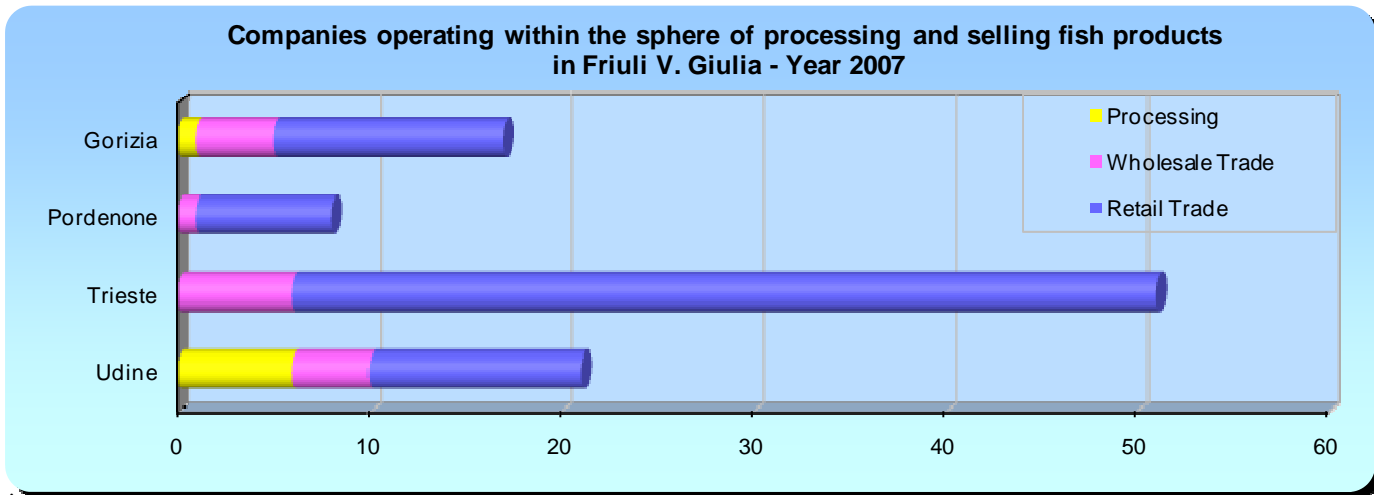


Source: Processed by the Socio-Economic Fishing Observatory for the High Adriatic Sea based on the data provided by Infocamere

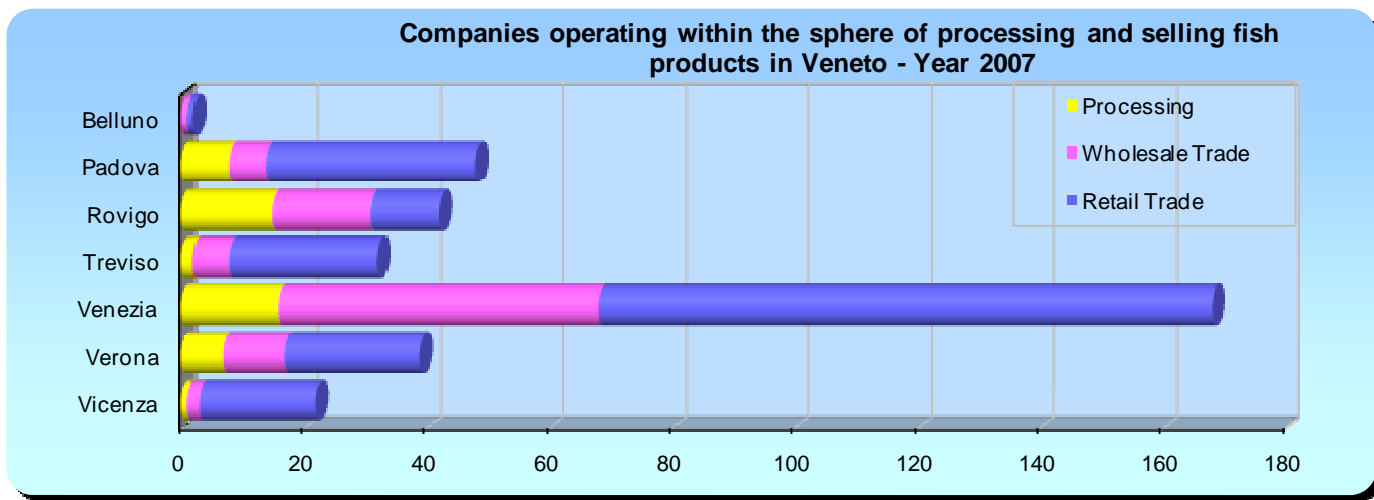
Analysing the data relating to the other companies forming the final part of the fishing chain, and beginning with Emilia-Romagna, in 2007 there were 20 companies transforming and processing fish, mussels and shellfish mostly based in the provinces of Ferrara, Cesena, Parma and Rimini. There are 68 companies working in the wholesale trade for fish products, and 235 businesses selling retail, located all over the territory.



Gorizia, 150 wholesale trade companies, and 75 companies operating in the retail trade sector.

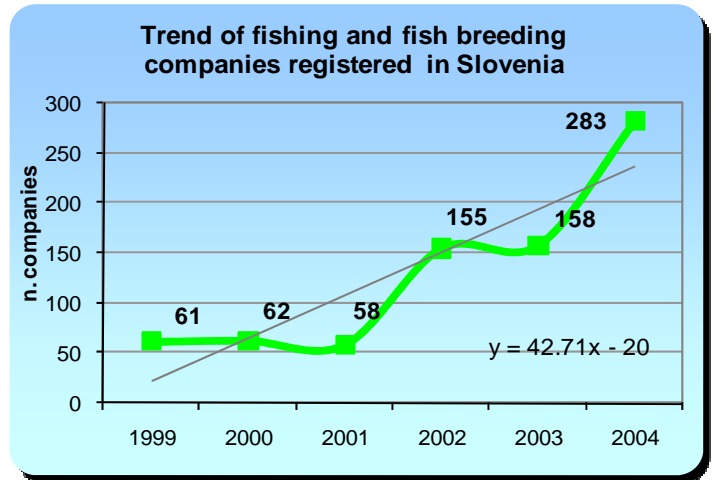


trade businesses dealing in fish products. The number of production seats on the venetian territory stands out from the others.

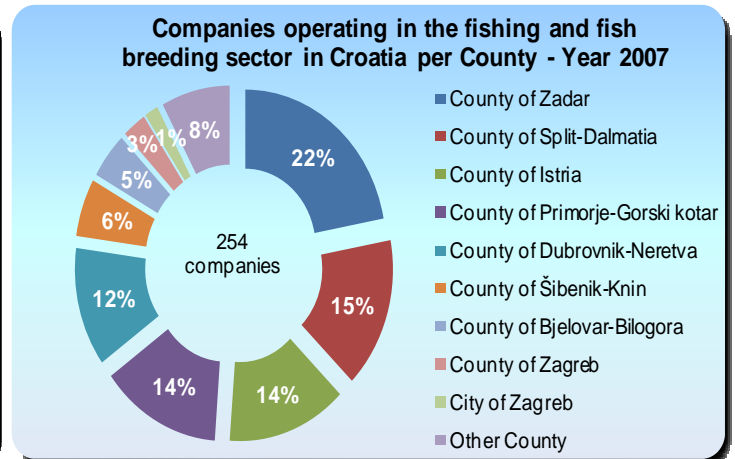
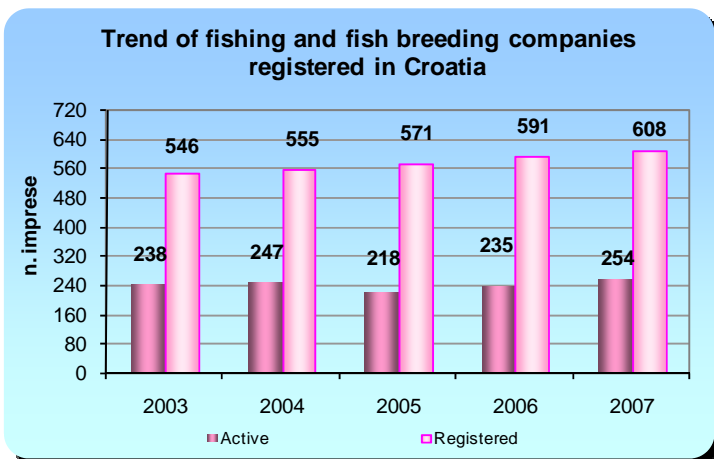


Source: Processed by the Socio-Economic Fishing Observatory for the High Adriatic Sea based on the data provided by *Infocamere*

As far as the Balkan regions are concerned, it is not possible to obtain the same detail relating to the entire fishing industry as it is for the Italian regions. Due to delays in processing procedures and standardisation of the data collected, the data pertaining to fishing and fish breeding companies in Slovenia refer to 2003. An increasing trend can be observed in the diagram. It has been estimated that there are about 5 companies operating in processing fish products according to the data provided by the Ministry of Agriculture, Forestry and Food for Slovenia.



In 2007, over 600 companies were listed on the Company Register in Croatia. Of these, however, 254 are active, 8% increase as compared with the previous year. These companies differ from those registered as they are bound to comply with a series of accounting and tax obligations by law. The territorial detail of the diagram highlights the concentration of the companies, based on the county of origin, the largest being in the county of Zadar.



Source: Processed by the Socio-Economic Fishing Observatory for the High Adriatic Sea based on the data provided by Statistical Office and Ministry of Agriculture, Forestry and Food of Slovenia e Central Bureau of Statistics of the Republic of Croatia

Talk to us.... To propose any particular topic for upcoming issues of the newsletter, discuss issues in more depth or simply voice your opinion, email us at: lapescainnumeri@adrifish.org



Next issue:
Prices of the main fish species of the High Adriatic

Publication produced by Veneto Agricoltura - Socio-Economic Fishing Observatory for the High Adriatic Sea
Via Maestri del Lavoro 50 - 30015 Chioggia (Venice)
Tel. 041. 490357 - 5540349 Fax 041.5544472
website: www.adrifish.org - E-mail: osservatorio@adrifish.org
Ref. Alessandra Liviero and Alessandro Censori

With the cooperation of the Direzione Sistema Statistico Regionale della Regione del Veneto - tel.041/2792109 - fax 041/2792099
E-mail: statistica@regione.veneto.it
Ref. Daniela Targa and Linda Vegro